

Find your new friend

Open chat box

At the To: <pull down menu>

Find your new friend's name

Start texting



How to Improve Powerpoints & Posters:

**Words, Numbers, Images,
Lines, & Colors**

LAM Sze Ming CHIU Ming Ming
Assessment Research Centre

For each of the following graphics, ...

1) Which one is better?

2) Why?

Write your suggestions on the

[google doc \(http://tiny.cc/2c61tz\)](http://tiny.cc/2c61tz)

Social Metacognition

Metacognition is defined as a person's monitoring and control of one's emotions, knowledge and actions
(*Flavell, 1971; Hacker, 1998*)

Social Metacognition is defined as group members' monitoring and control of one another's emotions, knowledge and actions (*Chiu, in press*)

A

Social Metacognition

Metacognition

I monitor and control my emotions, knowledge, and actions

(Flavell, 1971; Hacker, 1998)

Social Metacognition

We monitor and control our emotions, knowledge, and actions

(Chiu, in press)

B

Words

Use fewer words

Use people as the subject

Text size creates visual hierarchy

For title/heading, use Arial (sans serif)

For sentence, use Times (serif)

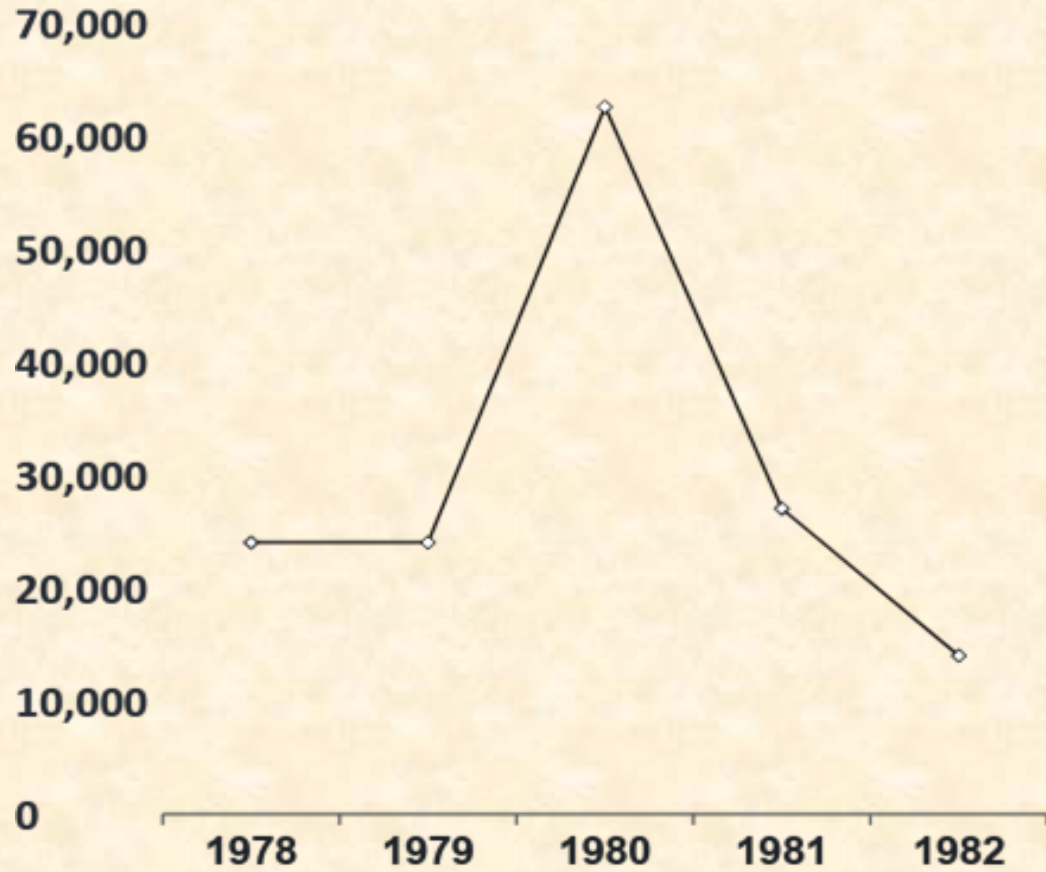
Images

Choose images that add value to content

Image metaphor

Use photos licensed under [Creative Commons](http://creativecommons.org/licenses/by/4.0/)
(<http://tiny.cc/ob61tz>)

Average Price of 1-carat D-flawless Diamond



A

Diamonds were a Girl's Best Friend



B

Charts

Use accurate & relevant charts

Keep it simple & clean

Avoid distraction

Colors

Don't overuse color

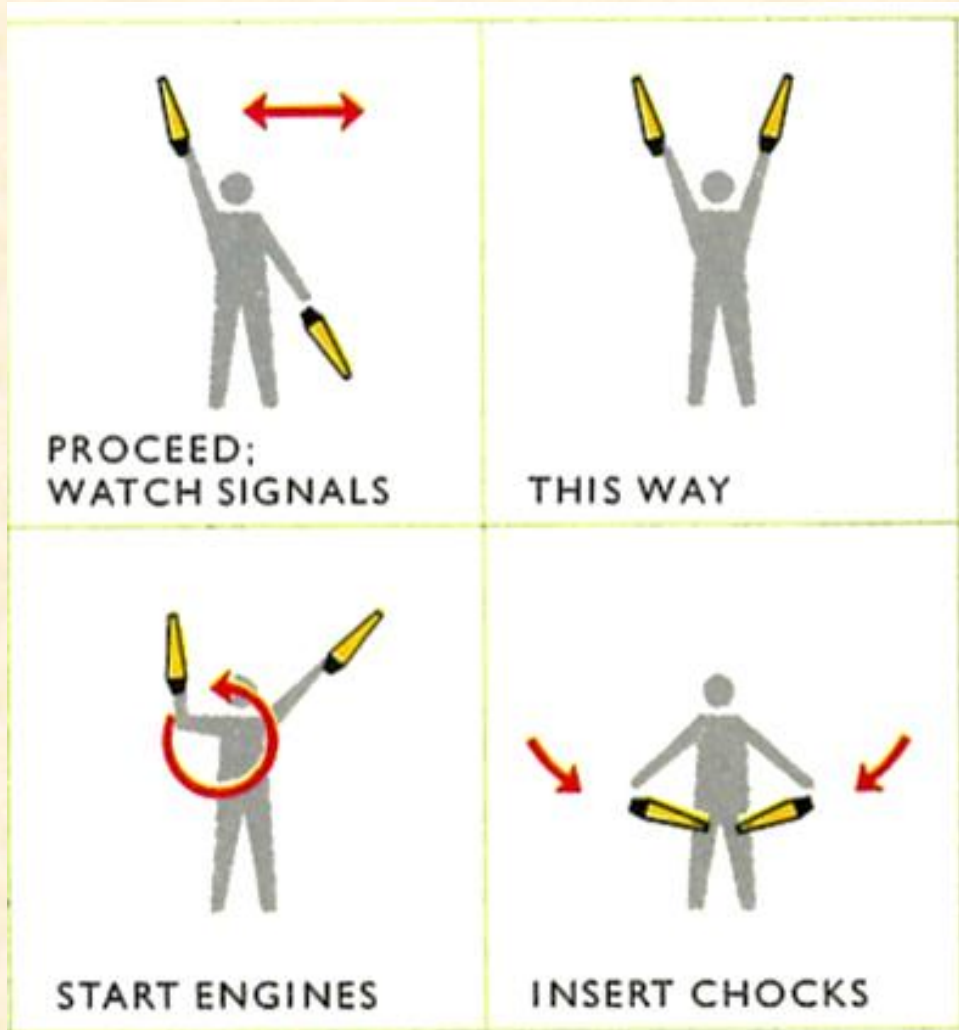
Contrast between text & background

Use colors found in nature

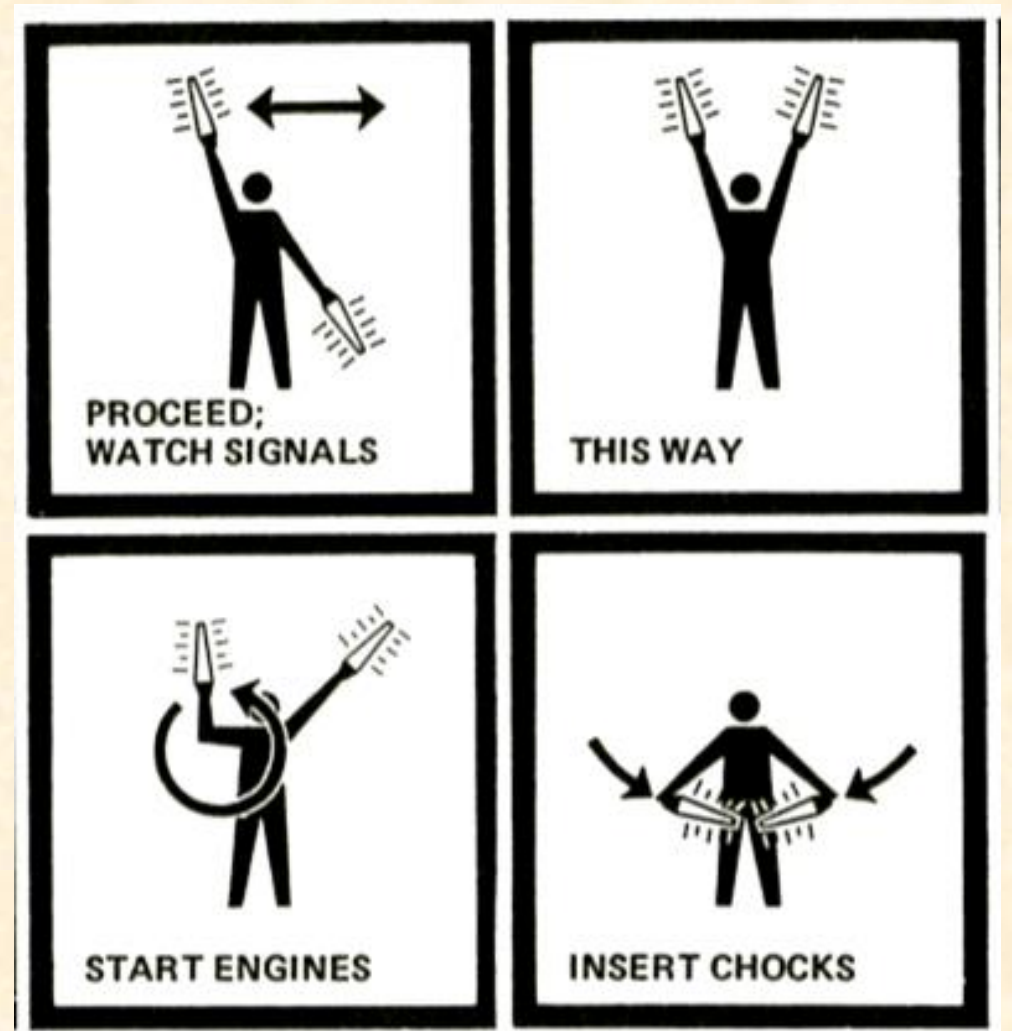
Harmonious palettes

[Adobe Color](http://tiny.cc/vb61tz) (<http://tiny.cc/vb61tz>)

[ColorLovers](http://tiny.cc/xb61tz) (<http://tiny.cc/xb61tz>)



A



B

Highlights

Use colors to separate elements

Highlight only critical info

Grid boxes are noise

 $1 + 1 = 3$ or more

A

	am ●																									
New York, NY	12.10	12.40	1.30	3.52	4.50	6.10	6.25	6.35	6.50	7.10	7.30	7.33	7.45	7.50	8.05	8.25	8.40	8.50	9.10	9.40	10.10	10.25	10.40	11.10	11.40	12.10
Newark, NJ ^P	12.24	12.55	1.44	4.07	5.04	6.24	6.38	6.49	7.04	7.24	7.45	7.47	7.59	8.04	8.19	8.39	8.54	9.04	9.24	9.54	10.24	10.39	10.54	11.24	11.54	12.24
North Elizabeth										7.30	8.10
Elizabeth	12.31	1.03	1.51	..	5.11	6.31	..	6.56	7.11	7.32	..	7.54	..	8.13	8.26	8.46	9.01	9.11	9.31	10.01	10.31	10.46	11.01	11.31	12.01	
Linden	12.36	..	1.56	..	5.16	6.36	..	7.01	7.15	7.37	..	7.59	..	8.18	8.31	8.51	9.06	..	9.36	10.06	10.36	..	11.06	11.36	12.06	
North Rahway										7.03	..	7.39	8.20	8.33	8.54
Rahway	12.40	1.11	2.00	..	5.20	6.40	..	7.06	7.20	7.42	..	8.03	..	8.24	8.36	8.57	9.10	9.18	9.40	10.10	10.40	10.53	11.10	11.40	12.10	
Metro Park (Iselin)	12.44	..	2.04	4.26	5.24	..	6.56	7.10	7.25	..	8.04	8.07	8.15	..	8.40	..	9.14	..	9.44	10.14	10.44	..	11.14	11.44	12.14	
Metuchen	12.48	..	2.08	..	5.28	7.14	7.29	8.11	8.44	..	9.18	..	9.48	10.18	10.48	..	11.18	11.48	12.18	
Edison	12.51	..	2.11	7.17	7.32	8.14	8.47	..	9.21	10.21	11.21	..	12.21	
New Brunswick	12.55	..	2.15	..	5.35	..	7.05	7.21	7.35	8.18	8.25	..	8.50	..	9.25	..	9.54	10.25	10.54	..	11.25	11.54	12.24	
Jersey Avenue	1.02	..	2.18	7.28	8.21	9.28	10.28	11.28	..	12.28	
Princeton Junction ^S			2.31	..	5.50	..	7.19	..	7.50	8.34	8.41	..	9.05	..	9.41	..	10.09	10.41	11.09	..	11.41	12.09	12.39	
Trenton, NJ			2.42	4.58	6.03	..	7.28	..	8.01	..	8.31	8.44	8.52	..	9.16	..	9.52	..	10.19	10.52	11.19	..	11.52	12.19	12.49	
TRAIN NUMBER	3701	3301	3801	67	3803	3201	51	3703	3807	3203	61	3809	47	3901	3811	3903	3813	3205	3815	3817	3819	3207	3821	3823	3825	
NOTES		XM		➔	3	3	➔3	3	3	3	➔3	3	➔3	3	3	3	3	3	3	3	3	3	3	3	3	

B

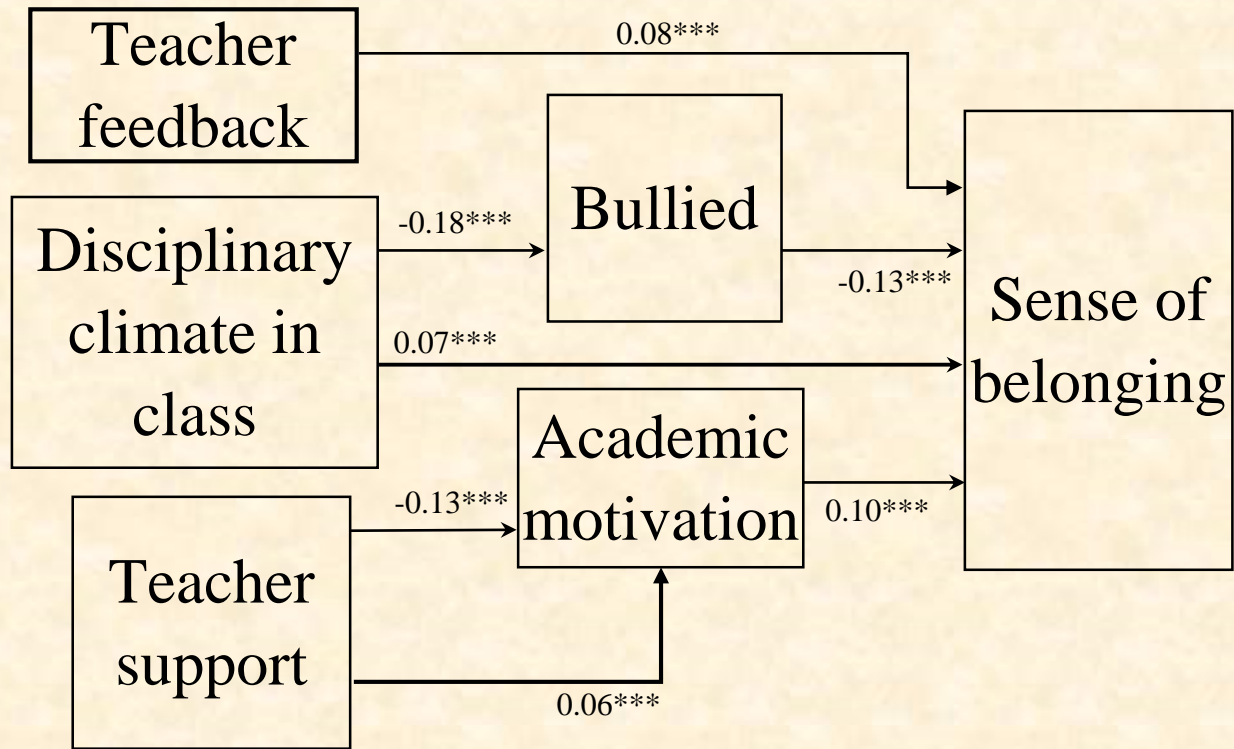
Train No.	3701	XM 3301	3801	A 67	3 3803	3 3201	A3 51	3 3703	3 3807	3 3203	A3 61	3 3809	A3 47	3 3901	3 3811	3 3903	3 3813	3 3205	3815	3817	3819	3207	3821	3823	3825	3209	3827	3829	3831
New York, N.Y.	A.M. 12.10	A.M. 12.40	A.M. 1.30	A.M. 3.52	A.M. 4.50	A.M. 6.10	A.M. 6.25	A.M. 6.35	A.M. 6.50	A.M. 7.10	A.M. 7.30	A.M. 7.33	A.M. 7.45	A.M. 7.50	A.M. 8.05	A.M. 8.25	A.M. 8.40	A.M. 8.50	A.M. 9.10	A.M. 9.40	A.M. 10.10	A.M. 10.25	A.M. 10.40	A.M. 11.10	A.M. 11.40	A.M. 11.50	P.M. 12.10	P.M. 12.40	P.M. 1.10
Newark, N.J. P	12.24	12.55	1.44	4.07	5.04	6.24	6.38	6.49	7.04	7.24	7.45	7.47	7.59	8.04	8.19	8.39	8.54	9.04	9.24	9.54	10.24	10.39	10.54	11.24	11.54	12.04	12.24	12.54	1.24
North Elizabeth	7.30	8.10
Elizabeth	12.31	1.03	1.51	..	5.11	6.31	..	6.56	7.11	7.32	..	7.54	..	8.13	8.26	8.46	9.01	9.11	9.31	10.01	10.31	10.46	11.01	11.31	12.01	12.11	12.31	1.01	1.31
Linden	12.36	..	1.56	..	5.16	6.36	..	7.01	7.15	7.37	..	7.59	..	8.18	8.31	8.51	9.06	..	9.36	10.06	10.36	..	11.06	11.36	12.06	..	12.36	1.06	1.36
North Rahway	7.03	..	7.39	8.20	8.33	8.54
Rahway	12.40	1.11	2.00	..	5.20	6.40	..	7.06	7.20	7.42	..	8.03	..	8.24	8.36	8.57	9.10	9.18	9.40	10.10	10.40	10.53	11.10	11.40	12.10	12.18	12.40	1.10	1.38
Metro Park (Iselin)	12.44	..	2.04	4.26	5.24	..	6.56	7.10	7.25	..	8.04	8.07	8.15	..	8.40	..	9.14	..	9.44	10.14	10.44	..	11.14	11.44	12.14	..	12.44	1.14	1.38
Metuchen	12.48	..	2.08	..	5.28	7.14	7.29	8.11	8.44	..	9.18	..	9.48	10.18	10.48	..	11.18	11.48	12.18	..	12.48	1.18	1.38
Edison	12.51	..	2.11	7.17	7.32	8.14	8.47	..	9.21	10.21	11.21	..	12.21	1.21	..
New Brunswick	12.55	..	2.15	..	5.35	..	7.05	7.21	7.35	8.18	8.25	..	8.50	..	9.25	..	9.54	10.25	10.54	..	11.25	11.54	12.25	..	12.54	1.25	1.38
Jersey Avenue	1.02	..	2.18	7.28	8.21	9.28	10.28	11.28	..	12.28	1.28	..
Princeton Jct. S	2.31	..	5.50	..	7.19	..	7.50	8.34	8.41	..	9.05	..	9.41	..	10.09	10.41	11.09	..	11.41	12.09	12.41	..	1.09	1.41	2.09
Trenton, N.J.	2.42	4.58	6.03	..	7.28	..	8.01	..	8.31	8.44	8.52	..	9.16	..	9.52	..	10.19	10.52	11.19	..	11.52	12.19	12.52	..	1.22	1.52	2.19

Schedules/Tables

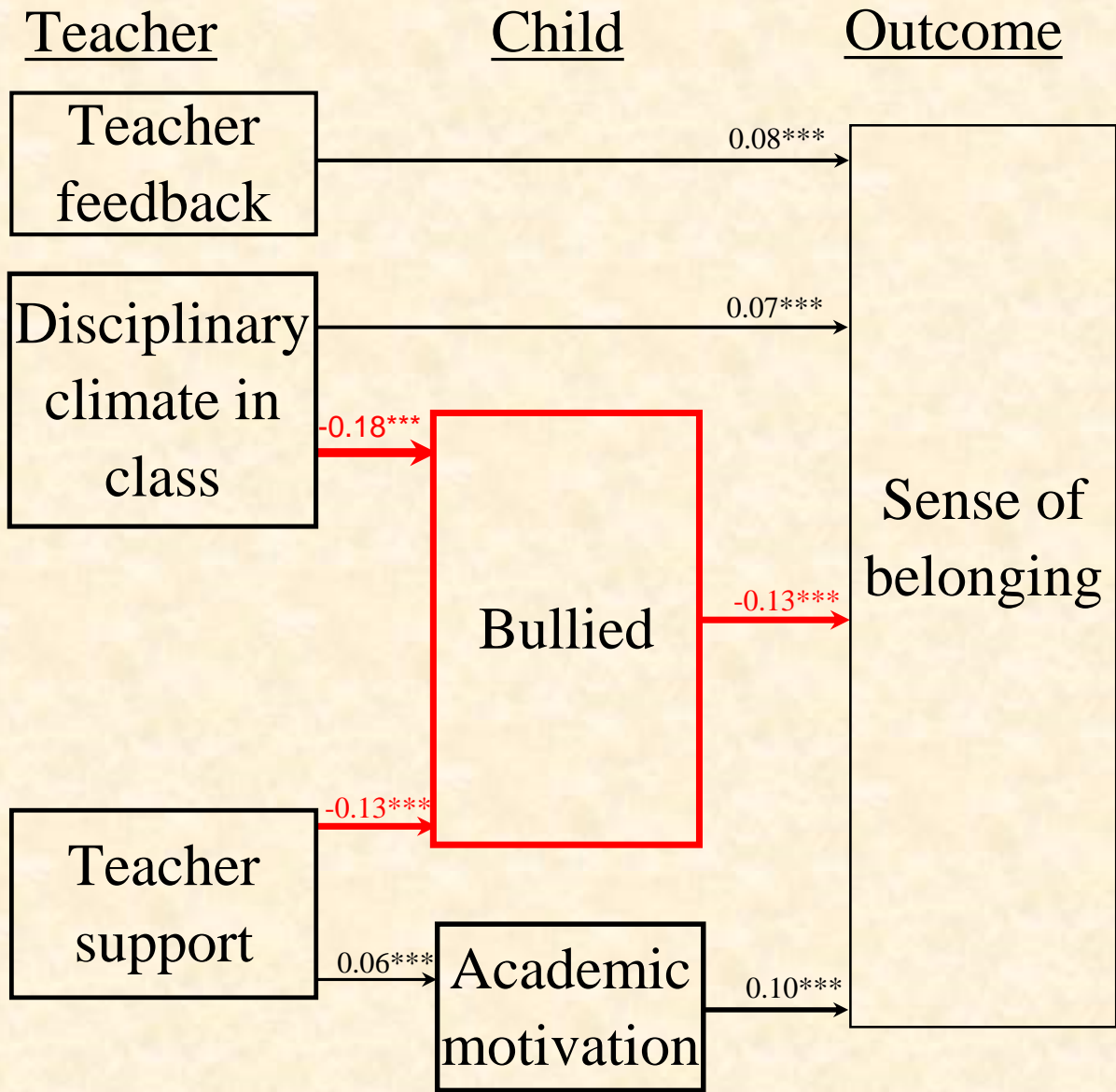
Place important info on top

Use alternative colors

Omit Borders



A



B

Diagrams

Be consistent

Align all objects

For emphasis, use different colors/line weights

Animations

Use on key elements only

Be consistent

Follow a direction

Q & A

Thank You !

Visit ARC website
www.eduhk.hk/arc/
for more resources

SUCCESS for Good Stories

Simple

Easy to understand & remember


Unexpected

1-3 Surprises



Concrete

Easy to imagine & understand



Credible

Familiar

$$1 + 1 = 2$$

SUCCESS for Good Stories

Emotional

Engage feelings



Stimulate Senses

See, Hear, Touch, Smell, Taste



Story

Beginning to End

Cause -> Effect

A -> B -> C

Color of Words & Backgrounds

Contrast is easier to read

Dark words on light background

(or Light words on dark background)

Earth color backgrounds are comforting

Light brown, green, blue